

Measurement sheet Sliding door

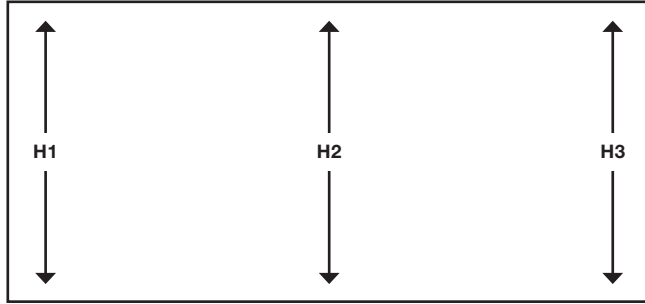
INNER OPENING WIDTH



Opening width B1		mm
Opening width B2		mm
Opening width B3		mm

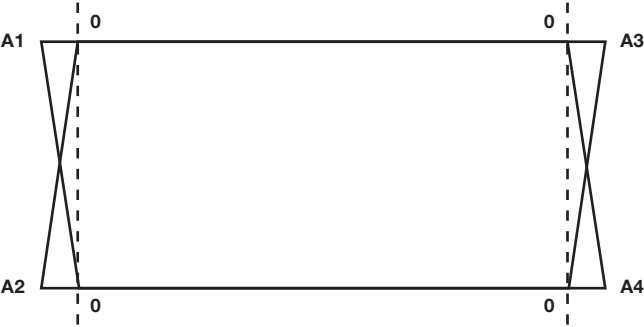
INNER OPENING HEIGHT

i From top edge of finished floor (OKFF)

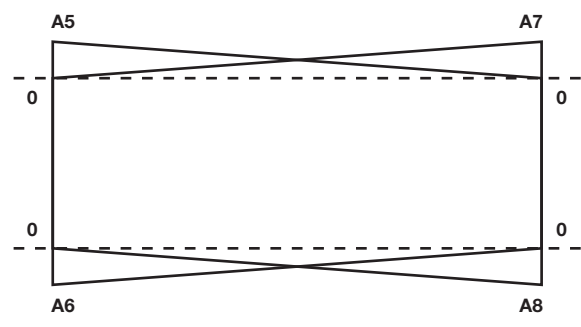


Opening width H1		mm
Opening width H2		mm
Opening width H3		mm

i Please check the ceiling (lintel), floor and the side walls for deviations from the zero point (narrow point).



Variance A1		mm
Variance A2		mm
Variance A3		mm
Variance A4		mm

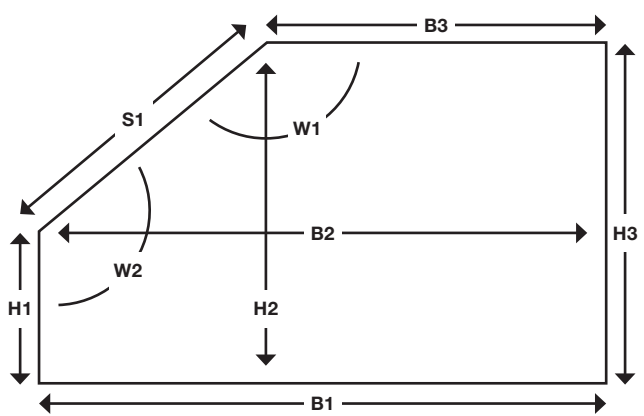


Variance A5		mm
Variance A6		mm
Variance A7		mm
Variance A8		mm

ROOF SLOPE

i H1-3 from top edge of finished floor (OKFF)

Slant left Slant right



Opening width B1		mm
Opening width B2		mm
Opening width B3		mm
Opening width H1		mm
Opening width H2		mm
Opening width H3		mm
Angle W1		mm
Angle W2		mm
Slant S1		mm